








Certi-label™ Roof Product Selection Guide








	Certi-Split® Handsplit and Resawn Shakes	Certi-Sawn® Tapersawn Shakes	Certigrade® Shingles
			
Best Usage	Rustic appearance, when naturally textured surface is desired	Tailored appearance, with heavy shadowline	Tailored appearance, with lighter shadowline
Product Close up			
Top Grade**	Premium	Premium	Number 1
Butt Thicknesses	1/2-inch Medium 3/4-inch Heavy 1-inch + Jumbo	1/2-inch 3/4-inch 7/8-inch	Measured in stacks of 4 or 5 shingles, depending upon Certigrade® shingle type
Lengths Available	18-inch 24-inch	18-inch 24-inch	16-inch Fivex 18-inch Perfection 24-inch Royal
Pressure impregnated treatment available?	Certi-Guard® fire retardant treatment OR Certi-Last® preservative treatment (Premium or Number 1 Grades only)	Certi-Guard® fire retardant treatment OR Certi-Last® preservative treatment (Premium or Number 1 Grades only)	Certi-Guard® fire retardant treatment OR Certi-Last® preservative treatment (Number 1 Grade only)

Helpful Hints

- Certi-label™ products are available in Western Red Cedar and Alaskan Yellow Cedar.
- Not all shake & shingle products are the same. Don't be fooled by the "blue label" sales pitch. CSSB Member product has Certi-label™ branding at the top of the label and guarantees you that the manufacturer's products are inspected by an accredited third party agency.
- Use stainless steel Type 316 fasteners on all Certi-Last® and Certi-Guard® product, also on untreated product within 15 miles of salt water. Stainless steel Type 304, Type 316, or hot dipped zinc coated galvanized (coating weight of ASTM A153 Class D (1.0oz/ft²)), may be used for untreated product installations outside of the salt water zone.
- Do not cover the entire roof deck with non-permeable underlaments – this practice is known to damage decks, cause cupping and curling of roofing products as well as fastener corrosion.

Roofing product photos left to right:
Courtesy: Goat Lake Forest Products Ltd.,
Photo: Kristy McKamey
Courtesy: R W Mulligan Co. Inc.
Courtesy: Telemark Inc., Builder: Mario Novak,
Architect: Bob Ortmann, Zwirko & Ortmann Architects, P.C.

Certi-label™ Sidewall Product Selection Guide

	Certigrade® Rebutted and Rejointed Shingles	Certigroove® Machine Grooved Shingles	Certi-Cut® Fancy-Butt Shingles
			
Best Usage	Even, tailored appearance on courses and spacing	Even, yet textured appearance on sidewalls	Creating interesting patterns and designs on walls
Top Grade** and Lengths available	 Number 1 16-inch 18-inch 24-inch	 Number 1 16-inch 18-inch 24-inch	 Number 1 16-inch 18-inch

CERTI-WOOD™: PART OF THE CERTI-LABEL™ FAMILY. Proudly sold by:

- Using a bundled roof product for sidewall application will not provide as even an appearance as rebuted and rejointed shingle product.
- Using boxed sidewall product on a roof project is not recommended as boxed sidewall products are not manufactured to roofing product grading guidelines or building code.

Sidewall also available with:

- Certi-Guard® fire retardant treatment OR Certi-Last® preservative treatment, Number 1 Grade only, in bundles, not packaged in boxes.

For free Certi-label™ shake and shingle technical assistance:
www.cedarbureau.org
Tel: 604-820-7700



Sidewall product photos left to right:
Courtesy: CSSB files
Courtesy: CSSB files
Courtesy: Huber & Associates/Wolf Wenzel Graphics

**Ask for details about approved product grade(s) in your area. Lower grades require more product at reduced exposure to cover the same area as a higher grade product.